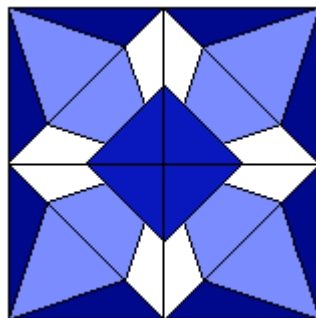


SNOWBLOSSOMS

This makes a 12" block and is paper pieced!

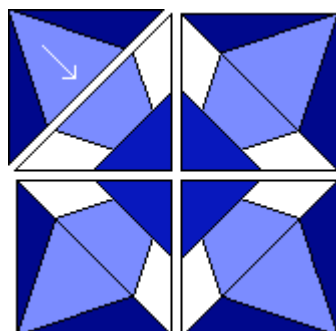
This is an original pattern. Please abide by the Terms and Conditions of use! :o)




[Click here for templates A!](#)

[Click here for templates B!](#)

The first thing that I would recommend that you do, is go to the [Practice Paper Piecing Page](#). When you feel comfy with paper piecing, come on back and try a Snowblossoms block! You will need to print out two copies of each template page per block you want to make on very lightweight paper. Fat quarters should be plenty!



After you units have been paper pieced, join them as shown at left to complete your block!



This quilt is five blocks by six, with random occasional blocks done in different color arrangements!

Happy Quilting
Folks!

Marcia :o)

[Here's Mary's # 1!](#)
[Mary's on point!](#)

[Libby's!](#)

[To the Patterns](#) or [The Quilter's Cache](#)

© Nov 11 2006 Marcia
Hohn



Original Block

<http://www.quilterscache.com>