



# Oxford Quilters Guild

## *disPatch*

### November/December 2021



#### President's Message

Hello Quilters,

Autumn has arrived and with it the beautiful colour on the trees. This is my favourite time of year. We just returned from a visit with our son in Ottawa and a drive on the Gatineau Parkway in Quebec. The fall colours are gorgeous.

I hope everyone had a happy Thanksgiving.

Last month's speaker was excellent and gave a new twist on landscape quilts. Thanks go to program for bringing her to us.

Please remember our placemat challenge. Gail has sent out an email with the drop off places near you. Please drop them off by the end of October.

I am sure many of us have started working on Christmas gifts and are busy getting projects finished. Don't forget to let me know if it is UFO as well as sending a picture to Leslie Poole for our next show and share.

Happy Sewing

Linda

#### Show and Share

We really want to see what you have been working on! Leslie Poole puts together fabulous slide shows for our virtual "Show and Share" section of the meeting. Please send a picture and brief description of your project to [ldvpole@execulink.com](mailto:ldvpole@execulink.com).



## Program

### November 4 - Melissa Marginet

Melissa is a quilting teacher from Manitoba who brings 14 years of experience teaching a variety of quilting techniques. She will present her trunk show "Get Your Motor Running" to inspire us to never stop learning and never stop creating.

*Piled High*



### December 2 - Quilts on Vacation

Guild members will present their quilts in a place that is special to them. We will see a variety of projects from our very talented group plus visit interesting historical and interesting sights.

# Quilts on Vacation

Last year we all enjoyed the Elgin Piecemakers' presentation of their quilts displayed at various locations around Elgin County. The programme committee are planning a December 2021 roadtrip with members of our guild sharing some of their favourite places.

## What You Need to Do

1. Take your Quilt to a favourite spot. It can be a historical spot, a childhood place, a vacation favourite or any other place that is significant to you. Perhaps you would like to share your home town or county with our guild members. Take two photos of your quilt showing the location as well. Take one close-up shot showing the quilt details. Perhaps include a shot of just the location.
2. Email your photos to Janet Kasper ([jpattison325@gmail.com](mailto:jpattison325@gmail.com)). Along with the photos please include: quilt size, pattern name if one was used, fabric line if specific fabric line was used, and quilt name.
3. Prepare a brief talk about the location you chose. Include any historical information and why this spot is special to you.

Janet will assemble the pictures in a slide show for our December meeting. When your slides are presented, we are asking you to give a talk about your quilt and the special spot you have chosen. Thank you all in advance for your participation.

## Deck the Halls

Mark your calendar. Our annual Deck the Halls, Artisan Market is coming. November 19 and Saturday 20, with the Mini sale following.

This is a great time to start your Christmas shopping by purchasing unique gifts that are made personally by our talented members.

All members of the Centre are welcome to put items into the sale, so if you have time on your hands and want to make a little extra money here is an opportunity! Please contact me if you wish to participate and need more information about the process – its pretty simple – you provide an inventory list and pricing list.

When pricing your inventory, please remember that 25% will go to the Centre. Another way you can help the centre is to donate a few items to the sale, the ICAC would be very grateful.

This sale is a fundraiser for the Centre and we need everyone's help to make it a success. When the volunteer sign-up sheet is sent out, please sign up to help wherever you can. These volunteers, assist customers as they shop, accept payments and assist with accounting for every item that is available for sale. Last year we tallied 300 volunteer hours. We will be following all Covid 19 protocols to ensure everyone has a safe and enjoyable time.

Until then, set the date aside because you will not want to miss out.

Marion Kramer



## Your 2021/2022 Executive

President	Linda Smith
Past President	Marion Kramer
Vice President	Pat Palmer
Secretary	Joanne Claessens
Treasurer	Theresa Woolley
Program/Workshop ICAC Program Committee:	Lynn Rock, Lorraine Stevens, Donna Vamos, Cathy Sischek, Gail McHardy-Leitch, Janet Kasper
Membership	Sue McKay
Library	Leslie Poole
dispatch Editor	Gwen Tracey
ICAC Representative	Pat Palmer
Social Convener	Vermell Stevens
Retreat:	Linda White & Judy Millard
Website Admin	Megan Hart
Social Media	Theresa Scherle





## Retreat

We are excited to say that our November Sewjourn is full! The Arden Park Inn will be buzzing with the sound of sewing machines and laughter as members of Oxford Quilters Guild enjoy their weekend! One small step in returning to "normal"! Have a great weekend to everyone who was lucky enough to secure a spot!

## Challenge

Once again we are doing a UFO Challenge! Lets get some of those unfinished things out of the storage boxes and into our finished project pile!


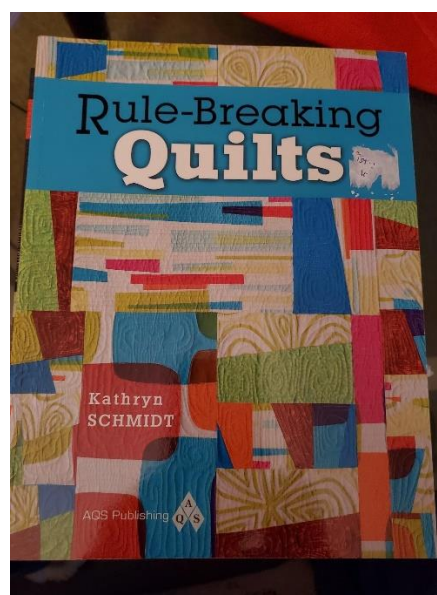

Here are the rules:

- There is a sign up sheet attached to this disPatch. Please print it off and fill it in with 10 UFO's.
- There is a minimum amount of time left to finish it (at least an hour), if you are not quilting it then that time does not count.
- Since we aren't meeting in person, please email your list to me [sewfineca@gmail.com](mailto:sewfineca@gmail.com) before the September meeting so that I can keep track of your completed UFO's.
- When you send your quilt photo in to Leslie [ldvpoole@execulink.com](mailto:ldvpoole@execulink.com) for show and share, please make note that it is a UFO.


## Library News

I have 2 new books to share with you today. The first will be of interest to those of you who enjoy English Paper Piecing, or for those that may be taking the upcoming classes on Paper Piecing. The book is titled New English Paper Piecing by Sue Daley. This book goes beyond the basic hexagon and introduces new techniques and adds applique elements to give the projects

The second book I would like to share is called Rule-Breaking Quilts by Kathryn Schmidt. This book takes a tongue-in-cheek look at breaking from tradition. You will learn how to apply confidence tricks, go jaywalking, commit the frame up, escape from Alcatraz, and jump into organized crime. This book is full of beautiful patterns that will create a modern take on those traditional ideas.



For those of you that enjoy the novels of Jennifer Chiaverini, we have a number of new copies of her Elm Creek Quilts series. I hope you enjoy these new additions to our collection.



Leslie

## CQA Challenge



# Reaffirm

## CQA/ACC MEMBER GUILD QUILT CHALLENGE 2022

---

### THE “REAFFIRM” CHALLENGE

- Please choose fabric colours that represent your province or territory, and add a “touch of red” fabric to the front of the quilt.
- The quilt perimeter is to be no larger than 72 inches.
- Each quilt must be finished with either binding, facings, or enveloped pillow-case style.
- There must be a hanging sleeve, at least 3 inches wide, for display purposes.
- All quilts must have a label on the back with the quilt name and quilter’s name visible on it.
- Each CQA/ACC Member Guild selects **one winner only** from their Guild’s membership, before April 30, 2022 for entry into this challenge.

---

### ENTRY GUIDELINES

- Open to CQA/ACC Member Guilds.
- Guilds must advise CQA/ACC by **March 15, 2022** if they intend to participate in the challenge: Carole McCarville [executivedirector@canadianquilteradministration.com](mailto:executivedirector@canadianquilteradministration.com).
- After selecting one quilt to represent the guild, the online entry form must be submitted by **April 30, 2022**. The form will be available January 3, 2022, on the *Quilt Canada 2022 Guild Challenge* page at [canadianquilter.com](http://canadianquilter.com).
- Once the entry form is received by CQA/ACC, a confirmation email will be sent with instructions for shipping the quilt.
- All quilts must be received by **May 30, 2022** for display at *Quilt Canada 2022* at the Vancouver Convention Centre.
- The winning quilt will be selected by *Viewers’ Choice* and awarded a \$100 cash prize.
- CQA/ACC will select entries from both the *Individual Member “Rewire” Challenge* and the *Member Guild “Reaffirm” Challenge* to participate in a travelling show from July 2022 –to June 2023. If your entry is selected for the travelling show, you will be notified and your quilt will be returned to you in June 2023.
- The travelling show will be carried out in Atlantic Canada as a promotion for *Quilt Canada 2023* in Halifax. Our Eastern Regional Reps and/or Board members will take the quilts to Guilds and/or shops in their province to share the talents of our members. 🌟





## ICAC Classes



### Scrap Sew Society Block of the Month – Thursday, October 28, 2021

#### Zoom introduction

Have fun with this 6 month Block of the Month quilt. Sandy Lindal of Scrappy Gal Quilt Company has created these blocks specifically to use your scraps. Sandy will do a brief introduction via zoom to describe the project and make fabric suggestions. Blocks will be emailed on the first day of the month.

**Cost – \$30/members \$40/non-members**



### English Paper Piecing Basics – Saturday, October 30, 2021, 9:30-11:30

Learn basic English Paper piecing techniques with Pat. She will discuss the supplies needed to be successful. Students will learn how to make the basic hexie shapes and how to join them together. Pat will demonstrate how to take your hexies further by incorporating other shapes.

Teacher – Pat Palmer

**Cost \$12/members \$15/non-members**



## **Hexie Madness – Saturday, November 13, 2021, 9:30-11:30**

You will learn to expand your hexie knowledge in new ways. In a modern twist, you will learn to apply your hexies by machine to a solid background. You will also learn how to make a larger quilt as you go hexies that are suitable for pillows, runners, and table toppers.

Teachers – Lorraine Stevens, Lynn Rock

**Cost \$12/members \$15/non-members**

Please call the Centre to book a class at 519-485-4691. Payment for the class can be made over the phone with a Visa or Mastercard Or you can stop by the centre Monday to Thursday from 9-3 or Friday from 9:00-2:30 and pay by debit/credit. Please be advised that space can not be held unless the class is paid for.



Please support our merchants that advertise in our dispatch!



**HEATHER STOCK**  
519-625-8435  
heather@thequiltplace.ca  
www.thequiltplace.ca

**Fabric, Quilting Supplies,  
Ready & Custom Made Quilts**

3991 Perth Rd. 107, Box 223, Shakespeare, ON N0B 2P0



Exquisite designer fabrics, patterns and tools to  
delight and inspire your creative side!

www.yeoldefabricshoppe.com

327 Erie St (corner of West Gore) 519-273-5773  
Stratford, ON N5A 2N1 yeoldefabricshoppe@rogers.com



**COUNTRY CONCESSIONS  
Quilt Shop**

**Visit our NEW Location**  
35 King St, N. Cookstown  
(Just north of Hot Stacks)

**We can't wait to see you!**



705-458-4546 | countryconcessions.com



**Where Quality & Service Matter!**

✦ Current Collections ✦ 6 Annual Upscale Retreats ✦ Classes



www.cherishedpieces.com 519.842.2658 133 Broadway St. Tillsonburg, ON

**New address 142 Broadway Street, Tillsonburg, ON**

## UFO Challenge for 2021-22

Number	Project	Date Completed
1		
2		
3		
4		
5		
6		
7		
8		
9		
10		
11		
12		