

Oxford Quilters' Guild *disPatch*

September/October 2025

President's Message

Welcome Back Quilters!

I hope that everyone has been enjoying the great summer and looking forward to another exciting year. Our Program Committee has done a great job obtaining a variety of speakers and workshops for this year. I enjoyed our guild bus trip to Quilt Canada and saw some amazing quilts. Also, I have been enjoying our Quilter's studio time on Mondays and Thursdays at the Creative Arts Centre.

We will be having a Jelly Roll Day on September 20, 2025 for Guild Members only and there will be a sign up sheet for this at the September meetings.

The Quilter's Guild will be having a show in the Gallery at the Creative Arts Centre, the theme of which is Vice President's Day quilts throughout the years. If you have a VP Day Quilt that you would like to display, the form is included in this issue of the dispatch.

We are still looking for someone to fill the position of Vice-President on the Executive. If you are interested in this position or would like more information about the role, please speak with me.

Lois



Upcoming Meetings

Thursday, September 4, 2025 at 2:00 p.m. and 7:00 pm – in person at ICAC

Visitors welcome - \$10 at the door. Guests may attend 1 meeting per Guild Year.

CHRISTINE SLOTE

Speaking on Tessellation Quilts

“My Journey in Quilting and Quilting through Cancer”

We had been looking forward to having Christine join us at our Banquet 2 years ago when unfortunately, she was diagnosed with Cancer. Now having come out the other side and in remission, we are extremely pleased to finally welcome her.



She describes her talk as “A presentation on my Quilting Journey with a focus on Pattern Design, Quilts as Art and Quilting through Cancer.”

.....

Thursday, October 2, 2025 at 2:00 p.m. and 7:00 p.m. – in person at ICAC

Visitors welcome - \$10 at the door. Guests may attend 1 meeting per Guild Year.

STEVEN CLARK


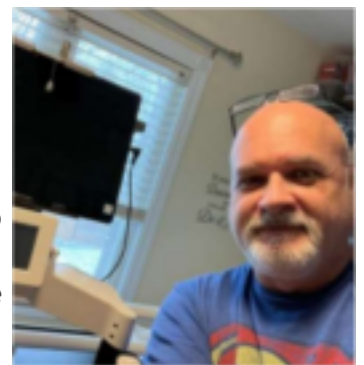
“His Quilting Journey and Trunk Show”

Graduating with a degree in Fashion Technique and Design led me to explore even more creative avenues with cross-over from multiple creative fields, specializing in costume and activewear design. I have worked in pretty much every medium but found my passion in quilting over 8 years ago.

From my first valiant, yet not so pretty, attempts at stitching the perfect 1/4” seam, to taking my artistry to the next step by offering custom longarm quilting to clients, designing my own quilt patterns, to speaking engagements and sharing my passion through teaching....

I never stop growing and never stop playing. I believe in pushing ourselves creatively.

Never stop playing, never stop learning. Quilting isn't about rules, it's about passion, having fun and sharing a piece of yourself in everything you do. When what you do is play time...is it really work? Not in my world!



Thursday, November 6, 2025 at 2:00 p.m. and 7:00 p.m. - in person at the ICAC

Visitors welcome - \$10 at the door. Guests may attend 1 meeting per Guild Year.

MILLIE CUMMING

Please join us as Millie shares her journey of quilting through the years with inspiration from family and nature.

In addition to guild presentations and workshops, Millie's work has been exhibited in a number of shows, including Fibre Arts Network (FAN), Canadian Quilters' Association National Juried Shows, Grand National and Studio Art Quilt Associates (SAQA).



Check out her website for more about this amazing artist.

<https://www.millieandgraeme.ca/about-millie>

Workshops

Workshops are presented by the Guild.

“PIMA” = Practically Invisible Machine Applique with Steven Clark

★ The November workshop, Practically Invisible Machine Applique, with Steven Clark has 14/18 spots filled. Only four more spots left!

Date: Saturday, November 8, 2025

Time: 10:00 am to 3:30 pm

Price: Guild Members \$60 / Non-members \$70

This course is based on the famous Practically Invisible Machine Applique course designed and taught by Audrey Vrooman of B Quilty Studio. I'm incredibly honoured to be asked to carry on the course by Audrey and carry on her legacy. In this fun-filled one day course, you will learn:

- The PIMA or Practically Invisible Machine Applique technique
- Learn about needle and thread choice
- Free form bias and faux trapunto techniques

This is a jam-packed day filled with tips, tricks and FUN!

Registration begins: June 5, 2025 for Guild Members (September 12, 2025 for non-members). Payment is due at time of registration. For details of registration and payment, please contact: Teresa Scherle at: teresa.scherle@gmail.com (note: There is no refund after registration)



How to register for Workshops

Registration is made by contacting Teresa Scherle – teresa.scherle@gmail.com.

Prospective registrants will be advised of workshop details, availability and methods of payment.

- **Cheques** are made out to: The Oxford Quilters' Guild. Indicate workshop name.

- **Etransfer**: oqgworkshops@gmail.com. The question is: What town is the ICAC in? Answer is: Ingersoll.

- **Cash**: Give to Teresa at the 2p.m. monthly meeting. Or put in an envelope and put in Judy Millard's mailbox indicating which workshop it is for. Send Teresa an email to let her know this is what you have done so she can advise Judy and put you on the registration form.

Once the workshop is a go, registrants will be advised and a supply list will be sent to prior to the workshop or other details.

.....

Membership

Your 2025-2026 Executive

President/ICAC rep:	Lois Wheatley
Vice President:	vacant
Secretary:	Joan Ford
Treasurer:	Judy Millard
Past President:	Alma Martin
Program Committee rep:	Gail McHardy-Leitch
Membership:	Cheri Drury
Website/Correspondence:	Marion Kramer
Librarian:	Geraldine Ketchum
disPatch:	Leslie Poole

Get to Know your Executive

Each Executive Member was asked to tell you a little about themselves to help you to get to know who these quilters are and what makes them do this little thing called quilting!

Lois Wheatley

I learned to hand piece and quilt in 1981 when I took a class at Fanshawe College with Ann LaRocque. I made about three quilts that were hand pieced and cut out using cardboard

templates, but prefer using a sewing machine to piece. I did not quilt much during the 1990's but took it up again in the early 2000's. I enjoy quilting on my sit-down mid-arm quilting machine without stitch regulation. I've been a member of Oxford

Quilters' Guild since 2018 and am currently the President for this year.

Joan Ford

My name is Joan Ford and I am the Secretary for the Oxford

Quilters Guild. I attend and take notes at the monthly executive meetings. I then write them up and email them out to the Executive, usually about four days after the meeting. I also post the previous months minutes on the bulletin board in the Quilting Room. The monthly meetings are by zoom. There are ten meetings in the year as no meetings are scheduled in the summer.

I joined the Guild about 23 years ago after taking a beginner quilt class from Jean Hillis (one of the founding members of the Guild and still active in the Guild). I like traditional quilting but have also done a few smaller wall hangings. I have a "stash" that I am trying to use up instead of buying fabric.

Judy Millard

I have been a sewer since I was 8 years old and a quilter for more than 40 years. I joined the Oxford Quilters Guild in 1990 and was the President from 1992 to 1994. Around that time I was looking for another way to contribute to the guild so a group of us working together organized our first retreat, that very quickly went from once a year to twice a year. We are now on our 33rd year. At the present time I am in my third year as guild Treasurer.

Alma Martin

Past President! I joined the Creative Art Centre in the fall of 1987 when my teaching career changed and brought me to Ingersoll District Collegiate Institute to teach Family Studies. A fellow colleague, John Gillis shared with me that the community was fortunate to have a centre for Arts and quilting was always a passion. So I signed up! My Mom was a long time quilter and I made my first

full size quilt while in high school with her assistance. So I joined the guild and immediately signed up for a Jean Hillis's Sampler quilt class which she taught in Innerkip at that time. I recall there being 225 members in the guild and thoroughly enjoying the variety of presenters and programs that were offered! I can't say I was/am a prolific quilter, more so a fabricaholic collector, which is still a "slight" problem I have now almost forty years later! I enjoyed also learning rug hooking, when Eleanor German offered classes, plus taking part in Kim Quigley's food seminars when she offered them at the centre! I have enjoyed helping in a number of capacities over the years, but my focus has always been quilting, but I am also an avid

crossstitcher too! I have resided in Ingersoll for 38 years and have been an avid volunteer in numerous capacities: Heart and Stroke and Cancer Canvassing, Interchurch Relief, STICH, OPAL, Oxford County Social Justice, Trinity Church Board, The Ontario Health Coalition and a volunteer at Alexandra Hospital. As long as I am able, I enjoy giving back to the community that I reside in. And when I am not volunteering, I like to garden, attend theatre, read and do some travelling! Plus quilt! I feel so fortunate to have found the Art Centre and others who enjoy the same interests as I. It has all been a great experience!

Gail McHardy-Leitch

Gail joined the Oxford Guild when she retired in the fall of 2019. She served on the program committee for a couple of years during Covid and is now back on the committee as the chairperson. Gail enjoys creating quilts with a modern style, creating her own versions of traditional patterns. She is on a

quest to use up her scraps, but, so far, has not gained the upper hand in this endeavour. Gail is working to overcome her recent addiction to Potato Chip quilts. She is looking forward to hearing your ideas for speakers and workshops.

Cherie Rigole Drury

OQG Membership Coordinator

I hold the Master Membership List issued by the ICAC and make any changes throughout the year. I forward the members' list with names and email addresses only to the Web Administrator, Treasurer, and Dispatch editor. I make the members' Attendance list for the meetings.

I joined the guild in 2012 and am serving my second term as Membership Coordinator.

I love traditional quilt designs and fabrics but have delved into modern designs for family and friends. My favourite part is the quilting; I love Free Motion quilting and Ruler Work so I custom quilt most of my work.

I have always had passion for textiles and design: Tailoring, Historical clothing, Heirloom Sewing, swimwear, Bridal wear, quilting, and teaching sewing. I frequently design quilts in Electric Quilt 8.

I have had some outstanding mentors. My Home Economics teacher in high school, Marilyn Hillis (Tillsonburg), my night school teacher, Sylvia Fox (London), and most importantly, my mother Laura June Petraschuk. There are a few personal friends who are wonderful artists as well, especially Rachel Wilson and Hanna Rachmel. I also owe much to Martha Pullen and enjoyed her Heirloom Sewing seminar in Alabama, USA (2009). Also Rev Canon G N Wells for encouraging me to study and create Historical Clothing.

My mother taught me to sew with

my heart. Mom could do anything she put her hands to and do it well. I have a very artistic and creative family. My parents gave me the encouragement I needed to try things and do it again until I got it right. I may not have appreciated it back then but I cherish it now. Thank you, Mom and Dad for passing down your talents to all your children.

The Oxford Quilters' Guild (Ingersoll, ON): In quilting, many of you have made me think more about design and using colours that I didn't like. I had my head in the sand but now I'll experiment using those colours that I always avoided using.

I am always learning and growing in my textile experience. "Thank you" to all of you who influenced me. I've engraved it in my brain: "Do it again until it's right".

Marion Kramer

Hi my name is Marion Kramer and I'm the Website Admin. As website admin I monitor the guild's gmail, send out correspondence to the membership. I also maintain the guild's Zoom account, schedule guild meetings, record meetings and send out the recordings to the membership. I update the guild's webpage, where you can see the upcoming speakers, workshops and classes and events.

This has been a very interesting position and I have learned a lot with the help of Julie Nutbrown. I joined the Guild about 30 years ago and have enjoyed the many events that are offered. My favourite type of quilting is Traditional, but after quilting for over 35 years I have started to try and learn to like scrap quilting. I have so many scraps and they would be better off in a quilt and donated, then in landfill.

Geraldine Ketchum

I am your Librarian. I have worked in Public Libraries, and owned a Used Bookstore for 20 years. I've been a quilter off and on since I was 17.

Leslie Poole

I joined the Guild after my mother and sister invited me to attend a retreat (around 2010 I think) so we could have a girls weekend together. I didn't at the time or sew much either. I learned to sew from my mom at a young age but didn't get the bug until that retreat. Now I think I am the one who is the most into it of the three of us. I am definitely the fabric collector. I recently served as your Librarian and am now taking on as editor of the disPatch. Let me know if you have an idea to include in an upcoming issue!

Upcoming Events

★ The Oxford Quilters' Guild Quilter's show in the Gallery of the Creative Arts Centre will run from September 27, 2025 to November 1, 2025.

The theme is Vice President's Day Quilt and registration form is included in the dispatch. (form attached to end of disPatch)

Deadline to submit a VP quilt is August 30, 2025

Complete forms can be emailed to oxfordquiltersguild@gmail.com or left in the Guild's mail slot at the Centre.

★ **Fall Retreat** is October 31, Nov. 1 and 2, 2025. (Note the date change) Registration for retreat starts August 18, 2025 and registration form is attached to end on disPatch)



Challenges


The Colour Challenge!

Sort those scraps!

Oil and clean your sewing machine!

The Colour Challenge is coming soon to the Oxford Quilter's Guild.

More details to come at our September meeting...



Doing for Others

Placemats are once again being collected for Meals on Wheels in Oxford County. Please bring your completed placemats (about 12" by 18") to the centre for storage in the locked cupboard by the library. You are encouraged to make them two sided...one side for every day and the other for Christmas/Winter. This is a great project for using orphan blocks and scraps. Thanks everyone, for your generosity!

Gail McHardy - Leitch

Quilts of Valour

As some of you know, a few of our Guild members were inspired by our speaker, Paul Leger, to make some quilts for *Quilts of Valour*. We chose a block and had 2 squares of Canadian fabric ready to hand out at our banquet for whomever chose to participate. It only required a 2 1/2 ' strip around the square of their own fabric.

The results have been wonderful. I thank everyone who participated. The results have enabled us to make 3 quilts. One donated top has been adjusted to the proper size, using some of the blocks. We have enough blocks left to make 2 more tops.

One quilt has been quilted by Marion Kramer. Len Adams and Cathy McKenna have also offered to quilt for us. If anyone else would like to offer quilting services, please reach out.

We have chosen a new block and will have some squares and easy directions for any member who wishes to take part. These will be available at the September meeting.

Thank you,

Jocelyn Tschirhart



<https://www.quiltsofvalour.ca/>

Quilters' Studio Time Etiquette

Quilters' Studio Time is Mondays from 9:30 a.m. to 3:30 p.m. and Thursdays 3:30 p.m. to 9:30 p.m.

Please:

If you get something out, put it away when finished.

Leave your work area clean and tidy before you leave, including sweeping up.

Empty, unplug and clean coffee pot and tea kettle if you use it.

Make sure any irons are off and unplugged.

Do not put water in irons, please use spray bottles with water only.

Clean iron if there is any residue on it from products you have used.

Make sure ceiling fans are turned off and any open windows closed.

Your help in keeping the studio a pleasant place to create in is greatly appreciated.

Tips, Tricks and Neat Ideas

I thought I would share with you the information for the youtube video for the thread catcher baskets that were the table favours at the banquet. The link is below and I started with an exterior fabric and a lining fabric - both cut 7 X 10".

Gwen Tracey

▶ [Let's Sew a Fold Flat Fabric Basket in Any Size by Rosie & David Patterns](#)



News from Other Guilds

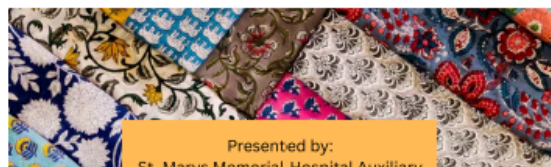
The Stitch Market

Perhaps known locally as the "fabric sale", this has been a popular biennial event in St. Marys - thanks to the late Nancy Vermond. She spearheaded the idea to raise funds for Stonetown Grandmothers to support the Stephen Lewis Foundation and efforts to help grandmothers raising orphaned grandchildren due to Aids. This year the Rotary Club of St. Marys and the St. Marys Hospital Auxiliary have partnered to keep the event going. All proceeds will be divided between these two groups to support Rotary's African projects and the St. Marys Memorial Hospital.

We ask that people donate fabric, yarn, buttons, trim, elastic, lace, books and magazines, sewing tools - anything related to textiles. This is a good way to re-organize one's stash, clean out for people no longer wishing or able to continue their hobby or art or community minded folks who believe in supporting local and global efforts. The sale is perfect for those who believe in the importance of re-purposing and reducing the use of landfills.

There are several places and dates/times to donate. Volunteers will then sort and organize the donations into groups such as cotton fabric, other fabrics, sewing notions, various kinds of yarn, books and magazines, tools, etc. **Sales are by donation with the sale being held on Friday, October 27th from 6-8 and Saturday, October 28th 10 am to 1 pm at St. Marys United Church.**

Questions can be directed to smmhauxiliary@gmail.com or rotarystmarys.ca



Presented by:
St. Marys Memorial Hospital Auxiliary
&
The Rotary Club of St. Marys

The Stitch Market

Sale of donated fabrics, notions & yarn

Friday October 24, 6pm - 8 pm

Saturday October 25, 10am - 1pm

St. Marys United Church, 85 Church St. S., St. Marys ON



DROP OFF DONATIONS:

- St. Marys United Church:
October 18, 9am - 11am
Wednesday Oct 22, 10am - noon
- Hyggeligt Fabrics, 144 Queen St. E. St. Marys
Oct. 1 to Oct. 18,
Wed. to Sat., 10am - 2pm
- Hospital gift shop, 267 Queen St. W. St. Marys
Monday to Friday, noon to 4pm



for more information:
smmhauxiliary@gmail.com
St Marys Rotary Club: rotarystmarys.ca
in Stratford contact Jinny 519-273-5028



Textiles of Tenacity

Historic Red & White Quilt Exhibition

**WATERFORD
HERITAGE &
AGRICULTURAL
MUSEUM**

159 Nichol St. W.
Waterford, ON

JULY 9 - SEPTEMBER 27, 2025

Exhibit showcasing historic red & white
quilts from institutions and private
collections across Southwestern Ontario



OPEN Wed-Sat 10-4
Admission by Donation

NORFOLKHERITAGE.CA



Waterloo County
Quilters' Guild

2025 Quilt Exhibit

October 17 & 18, 2025

Friday | 10 am to 5 pm • Saturday | 10 am to 4 pm

- VENDORS • SMALL QUILT DRAW • CELEBRATIONS BOUTIQUE •
- DOOR PRIZES • QUILT DISPLAYS

Manulife Sportsplex
2001 University Avenue East
Waterloo, Ontario

ADMISSION \$10
INCLUDES TEA ROOM | WHEELCHAIR ACCESSIBLE
FREE PARKING



www.wcqc.ca



IODE
Margaret Stokes Chapter
– Petrolia –
presents

Quilted Treasures

Friday, September 19 • 10am-5pm
Saturday, September 20 • 10am-4pm

at Christ Anglican Church Petrolia
414 Oil Street, Petrolia

Admission
\$10
Per Person

• Over 100 quilts on display
• Demonstrations
• Merchant Mall
• Café by Christ Anglican Church
• Door Prizes: Including a \$200 gift card to the Retro Suites Hotel and \$50 gift card to Mamma Maria's restaurant in Chatham.

Sponsored by:
Lakeside
GRAIN & FEED LIMITED

For more information contact:
Monica Deighton
(T) 519-312-3439
(E) iodemargaretstokes@gmail.com

Trunk Show
Fri, Sept 19
@ 1pm

IODE



Questions, queries or ideas for futures editions? Send them to Leslie Poole at ldvpoole@execulink.com

Visit the Guild's Website at: <https://www.oxfordquiltersguild.org/>

Find our Library Catalogue at: <https://www.librarything.com/catalog/OxfordQGlibrary>



Oxford Quilters' Guild

RETREAT REGISTRATION INFORMATION

October 31 and November 1 and 2, 2025 Friday at 9am - Sunday at 5pm Best Western

Stoneridge, 6675 Burtwhistle Lane, London, (401 and Hwy 4 S)

Cost: Single 489.00

Double 337.00

Triple 286.00

Payments are non refundable but can be transferred to someone else.

We have 30 spaces available.

MEMBERS ONLY REGISTRATION

Members only registration begins on Monday, August 18, 2025

Email the following information to: judymillard47@hotmail.com

Name

Email address

Phone number

Emergency Contact Name and Phone No.:

Room requirements- single or double

Roommates name

If your roommate is a non member you can include their name, but they cannot officially register until September 8, 2025.

Payment options: Etransfer to oxfordquiltersguild@gmail.com (password - Retreat) or make a cheque payable to the Oxford Quilters' Guild and mail to Judy Millard, 11 George St RR #1, Woodstock, ON N4S 7V6
or leave your envelope in my mail slot at the centre.

NON MEMBERS REGISTRATION Non Members registration begins September 8, 2025 following the same above info.

OXFORD QUILTERS' GUILD GALLERY SHOW
REGISTRATION September 27, 2025 – November 1, 2025

Quilts are to be finished VP Day quilts from any year. The quilt should have a hanging sleeve and rod holder which is not to extend beyond the edges of the quilt. Quilts without sleeves will be displayed on quilt racks.

Quilts are to be delivered to the Centre on September 23 or 24 during ICAC business hours. Pick up date for quilts is November 3, 2025.

First Name:

Last Name:

Phone No.:

Name of Quilt:

Year of VP Day Quilt:

Please also attach a picture of the quilt

Size of Quilt:

Width	Length

Description for the Gallery Show Label: Record your quilt "story".

Please also provide a short bio about yourself ie: how you started quilting and how long you've been quilting and a member of the Oxford Quilters' Guild.

I wish to sell my Quilt:

No	If No, Insurance Value	Yes	If Yes, Selling Price Required:
	\$		\$