



# BLUEWATER QUILTERS' GUILD

## NEWSLETTER

Website: [www.bluewaterquiltersguild.ca](http://www.bluewaterquiltersguild.ca)  
Pauline's Place - 769 2<sup>nd</sup> Ave East, Owen Sound

### DECEMBER 2025

#### Guild Meeting Dates

January 19, 2026 - Zoom  
February 16, 2026 - Zoom  
March 16, 2026 - Zoom  
April 20, 2026 - in person  
May 18, 2026 - in person  
June 16 2026- in person

**Please mark these dates on your calendar!**

Guild meetings are held on the third Monday of the month, except for December

All meetings begin at 7 pm

#### Email

[bluewaterquilters@gmail.com](mailto:bluewaterquilters@gmail.com)

#### Guild Mailing Address

769 2<sup>nd</sup> Ave East,  
Owen Sound, N4K 2G9

#### Don't Forget

- Bring **a mug** for Christmas cheer
- Show and Share
- Your nametag
- Changes to your email? We need to know! Send an email to the BQG address

Deadline for the next newsletter  
**December 25<sup>th</sup>, 2025**  
Send information to  
[bluewaterquilters@gmail.com](mailto:bluewaterquilters@gmail.com)



### December 8, 2025

7pm

Bayshore Community Centre Owen Sound  
Bay Room

#### Christmas Social and Moggie Fabrics

Join us for a festive Christmas social with treats



Moggie Fabrics will have a representative present to talk about what they have to offer at their store and will have a 'pop up' shop available for members to purchase fabrics and notions

The Social Committee would appreciate if some members could please bring 12-15 cookies or squares to the meeting for our social time. **Remember no nuts or peanut butter**

- Coffee, tea and warm apple cider will be provided. **Bring a mug.**
- Thank you very much From: Ruth Gole and Jackie Playter

**Don't forget to bring your Show and Share**

#### From the President

We will be celebrating the beginning of the busy Christmas Season with a social time together on December 8th as well as a guest speaker and show and share at the Bayshore.

I am hoping that many of our growing membership will plan to join us on zoom in January, February and March. I know it can be intimidating and maybe not as much fun as in-person meetings but the program committee has lined up quality guest speakers for us to enjoy.

I am looking forward to finishing outside Fall work so I can concentrate on all the quilting projects that are waiting for me in my sewing room. I am also hoping to have time to spend some Tuesday and Thursday mornings at Pauline's Place helping with cutting, piecing or binding community quilts. The busier we are the faster the winter season goes.

*Sharon*

## PROGRAM COMMITTEE



### Upcoming Meetings

- January 19, 2026 – Zoom - Kathy Whyllie - The Art of Applique
- February 16, 2026 – Zoom - Terry Rowland Scrap Attack
- March 16, 2026 – Zoom Timna Tarr - Flying Colours Trunk Show

**Committee-** Marion Brown, Katrina Clarke, Marie Gagnon, Joan Stephenson

### Special Interest Groups .....Zoom links will be sent to the membership closer to the time

- **Handwork Group-** Join us on the first Tuesday of each month to work on any project of your choice or learn a new embroidery stitch. Next get togethers are **Dec. 2, then Jan. 6**, at Pauline's Place, 1pm-3pm. Contact is Lynda Chiotti, [lynda.chiotti@gmail.com](mailto:lynda.chiotti@gmail.com).
- **Machine Embroidery** – Our next meeting will be **Thursday December 6<sup>th</sup>**, at 7 pm. We will continue with ideas for Christmas. If you have any questions, please email Joy at [joyngarry@gmail.com](mailto:joyngarry@gmail.com).
- **Stashbusters** — Next get together is **Tuesday January 27<sup>th</sup>** at 7pm via Zoom. We are trying a different evening as people have expressed an interest. All are welcome, Contact is Kim Clark [kdclark@wightman.ca](mailto:kdclark@wightman.ca)
- **Art Quilting Group on Zoom** – meets the **first Tuesday of the month at 7pm**. The program is driven by the members with each taking a turn to choose the topic. This year we are planning to make a collaborative quilt project and the completed quilt will be donated to Outreach! New members welcomed. Interested? Email Süz at [susawark@icloud.com](mailto:susawark@icloud.com)
- **Long Arm Zoom Group** - This multi-guild group meets on Zoom the **third Thurs. of the month at 1pm**. There is no set program. This is a resource group where longarmers can pick each other's brains to solve problems, get ideas or just have a good chat. We share what we are currently working on. New members welcomed. For more info email Süz at [susawark@icloud.com](mailto:susawark@icloud.com)
- **Sew Sisters Sew Sisters** - The next Sew Sisters will be on **December 10<sup>th</sup>**. The Virtual meeting room will open at 7 pm. A Zoom link for Sew Sisters will be sent out in advance of the meeting to all Guild Members.
  - If you are new to the Guild, this is a great way to get to know your fellow guild members – there is always lots of conversation and laughter while we sew from the comfort of our own sewing rooms – no need to lug your sewing machine and projects anywhere! You don't have to worry about forgetting to pack everything you need for the evening as you have ready access anything you might need right there in your sewing room.



Anyone interested in joining Sew Sisters or the 2025 Mystery Quilt can contact Catherine at [petchcatherine@gmail.com](mailto:petchcatherine@gmail.com)




## Moggie Fabrics

Quilting Cottons, Apparel & Upholstery Fabrics  
Sewing Notions and Patterns (Butterick, McCall's & Burda)

Join us for our Mystery Five-0 Island Hopping Mystery Quilt.  
Check our website for more details

moggiefabrics.com  
841 10 Street West, Owen Sound     **519-371-9597**



### FABRICS, QUILTS & MUCH MORE

3855 Bruce Rd. 4  
RR#1 Formosa, ON  
5km North of Teeswater

Hilda Wales  
(519) 392-6046  
[www.sanityhill.com](http://www.sanityhill.com)

Check Facebook for updates  
Hours, M, W, Th, F 9m -5pm, Sat 9am-3:30pm  
Closed Tuesdays

Coming Events 2026		
Jan 10 – April 19	'Renewa'! - 33 pieces of fine textile & fibre art that was assembled by the organization Studio Art Quilt Associates (SAQA). See unique pieces that celebrate renewal of colour and style through innovative use of techniques & materials.	Bruce Country Museum, Southampton <a href="https://www.brucemuseum.ca/exhibit/renewal/">https://www.brucemuseum.ca/exhibit/renewal/</a>
Mar 21, 2026	<b>International Quilting Day</b> Annual Virtual Celebration Featured speakers are: <ul style="list-style-type: none"> <li>• Priscilla Bianchi, Guatemalan Quilt Artist, Designer, International Teacher and Author</li> </ul>	For more information visit: <a href="https://royalcityquiltersguild.ca/events/international-quilting-day-2026-2/">https://royalcityquiltersguild.ca/events/international-quilting-day-2026-2/</a> \$25 for non-member guest

	<ul style="list-style-type: none"> <li>Ben Robinson, Supervisor of Guelph Library's Makerspace</li> </ul>	
<b>April 23-25</b>	<b>'Piecemakers'</b> Quilt Show, Huron Perth Quilters' Guild and Stonetowne Quilters' Guild	<a href="https://www.huronperthquilters.com/p/upcoming-events.html">https://www.huronperthquilters.com/p/upcoming-events.html</a>
<b>May 29-30</b>	<b>'Making Memories'</b> Quilt Show New Millennium Quilters Guild	Mildmay-Carrick Recreation Complex Mildmay <a href="https://newmillenniumquiltersguild.wordpress.com/quilt-show/">https://newmillenniumquiltersguild.wordpress.com/quilt-show/</a>

### Guild Notes

- The **next BQG Executive** meeting will be held on Monday December 1, 2025 at 7pm via Zoom

### Caring Thoughts

A thinking of you card was sent to Deborah Robins after the passing of her two aunts.

Do you know of a member who would appreciate receiving a get well or sympathy card from the Guild, please contact Rebecca Raynsford at [rebeccaraynsford@gmail.com](mailto:rebeccaraynsford@gmail.com)

**We still have a number of membership receipts and cards. Check the table at our Dec. meeting. If you are unable to attend Dec. meeting and would like yours, contact Sharon or Ruth Anne and we will leave it at Pauline's Place for pick up or mail it to you.**

### Membership

As of writing this article we have **166 members!!**

Please direct new members to our website - <https://www.bluewaterquiltersguild.ca> to download a membership form, visit Pauline's Place or contact Ruth Anne Kuhl at [kuhlkim@gbtel.ca](mailto:kuhlkim@gbtel.ca)

- If new members are sending e-transfers for fees, please include your contact information and the fact it is for fees.

### Payment Options:

- Mail a cheque payable to Bluewater Quilters' Guild. Mail to Pauline's Place, 769 2<sup>nd</sup> Ave. E., Owen Sound, ON N4K 2G9
- E-transfer to [bwqgp@gbtel.ca](mailto:bwqgp@gbtel.ca) Please put membership and your name in the notes section of the e-transfer

**Name Tags:** Please contact Ruth Anne Kuhl at [kuhlkim@gbtel.ca](mailto:kuhlkim@gbtel.ca) to order a name tag. Cost is \$15.00 for pin or magnet. Name tag will be ordered after payment has been received.

Membership committee Ruth Anne Kuhl and Sharon Hayes



**Get \$10 off!**

Visit us in store or online for your one time \$10 off with code GUILD10!  
(expires August 31, 2026)

**35 King St. N, Cookstown**  
(Just North of Hot Stacks)

*We can't wait to see you!*

[countryconcessions.com](http://countryconcessions.com) | 705 458 4546





**Online Store OPEN 24/7**

**Authorized JANOME Dealer Since 2007**

**Fabric · Quilts · Patterns · Notions · Books · Gifts**  
**Classes · Monthly Specials & Draws**

Visit in-store Tuesday to Friday 9am to 4pm and Saturdays 10am to 3pm  
408016 Grey County Road 4 • Maxwell, ON N0C 1J0  
519-922-1010 • [www.threadsthatbind.ca](http://www.threadsthatbind.ca)



### Information related to Sandy Lindal's Presentation in November

- \* **Discount Code for Sandy's Etsy Shop**  
The code for Sandy Lindal's ETSY shop is BLUEWATER20.
- \* Below is her Etsy link.  
[https://www.etsy.com/ca/shop/ScrappyGalQuiltCo?ref=shop\\_sugg\\_market](https://www.etsy.com/ca/shop/ScrappyGalQuiltCo?ref=shop_sugg_market)
- \* **Sandy's Blog** can be found at [Scrappygalquiltco@wordpress.com](mailto:Scrappygalquiltco@wordpress.com)
- \* **Snow Ball Templates** - A number of guild members expressed an interest in Sandy's Snowball templates. If you are interested in participating in a group order for the templates (sharing shipping costs), please contact Joan Stephenson. Joan will place a group order if there are enough people interested. Call Joan at 519-371-0622.
- \* **Mini Heart Block of the Month** - Please contact Carol Seaman if you are interested in participating in the "Mini Heart" block of the month. 519-371-4787 or [mcs@rogers.com](mailto:mcs@rogers.com)





## Workshop News

**Quilt-As-You-Go workshop** Bonnie Casemore is offering us another opportunity to learn her “quilt as you go” method. The first workshop on **February 9** has filled quickly, but you can come on **March 14**. There are a few spots left. This is a full-day workshop, at our usual \$60. Bonnie will send along a list of what you need to bring as the dates get closer.

- Contact Kathie ([kathieannhughes@gmail.com](mailto:kathieannhughes@gmail.com)) or Lois ([lois.toneguzzo@gmail.com](mailto:lois.toneguzzo@gmail.com)) to add you name to the list. A deposit of \$10 holds your spot. E-transfer are best, to the guild, [bwqgpai@gmail.com](mailto:bwqgpai@gmail.com).

**Quilt Judging** - I met Bonnie Rankin, a national judge, at the quilt show in Ottawa in the spring. After a brief chat Bonnie told me she gives Zoom Talks to guilds about judging. If you ever wondered about judging, or what makes an award-worthy quilt, here is your chance to find out. **Friday January 16, 2026, 10:30** zoom. E-mail to Kathie or Lois to add your name. No charge for members

If you have workshop suggestions, for the spring or next fall, send your ideas along.

**THE  
FABRIC Centre**

Sewing Machine Sales and Service  
Fabrics ~ Yarns ~ Quilting Supplies  
Draperies ~ Blinds ~ Upholstery

112 9th Street East  
Owen Sound, ON N4K 1N5

**519-376-6243**

**Everyday Best Pricing on Holiday Fabrics**



**Bolts 2 Blocks**  
Keeping you in Stitches  
344 Warrington Rd, Stayner, ON  
[www.bolts2blocks.com](http://www.bolts2blocks.com)  
705-440-0029



**PRODUCTS**  
Fabrics - Notions - Books & Patterns - Kits - Quilts & More

**SERVICES**  
Long Arm Quilting - Embroidery - Classes

Shop Hours: Mon. - Fri. 9:30 am - 5:00 pm, Sat. 9:30 am - 1:00 pm  
*Visit us online and follow us on Facebook*

## COMMUNITY OUTREACH



December brings shopping and family gathering, Christmas cookies and last minute projects. I know I've been slaving over a hot sewing machine! But it also brings a reflection on the past year. As of today, you as a guild, have submitted 287 quilts this year for our various recipients. Also 130 activity mats and muffs, 221 puppy beds have been sent out to multiple agencies.

Ladies.....you rock! You carry the spirit of the season with you all year. Thank you for all your support for the guild Outreach program.



M'Wikwedong presentation



Keystone presentation

## LONGARM APPRECIATION

We would like to send a special thanks out to our diligent team of longarm quilters. They donate their time and machines, beautifully quilting your donated work.

- To Karen Murray, Marilyn Brocklebank, Lori Duggan, Terri Luxon, Ruth Gole, Colleen Hunter, Sunny Knowles, Michelle McCutcheon, Mary Gunson, Marianne Gilmour, Jopie Lavrysen, Bonnie Greason and any others we may have missed.

***Your talents and generosity are greatly appreciated.*** We would also like to remind you that there is a library of Glide thread for your use. Please check it out on your next visit to Pauline's Place. Also, please make sure your name is submitted to Martha Chown to be added to the website resource list if you would like to be included.

### DISTRIBUTION

Dog beds...to various shelters.....	33
Oncology.....	30
M'Wikwedong .....	7 child and baby
Alzheimer.....	7 mats and muffs
Probation office.....	1
Language and Settlement.....	8 double, 6 Queen
11 baby, 3 twin	

### QUILT FLIMSY SIZES

LAP.	40"x 40"
ISOLETTE.	exactly 39"x 50" - all cotton & batting)
(thread, fabric	
CHILD/BABY	Not smaller than 40"x 40"
ONCOLOGY	50"x 70"
TWIN.	60"x 80"
DOUBLE	80"x 90"
QUEEN.	85"x 95"

## ACTIVITY MATS AND MUFFS

We are still producing Activity mats and muffs for Alzheimer, Nursing homes and the ER department.

- Please remember the **FIDGET FRIDAYS**. Check the website calendar for specific dates. Please come out and enjoy a creative day with friends.
- Anyone with scraps of yarn they could donate, it would be appreciated.
- Any supplies for making either fidget mats or muffs are available for pick up. There are mat kits also available at Pauline's Place. If you would prefer to do some construction for mat components on your own, please drop in to Pauline's Place for instructions and supplies.

### PAULINE'S PLACE .....769 2nd Ave East, Owen Sound

Your Community Outreach team will be in the building on Tuesday mornings (9 to 12) and Thursday (9 to 2). Please join us.

- \* We have a request that we wear our name tags while at Pauline's Place, so that new members and visitors will know who is about.

### Pauline's Place is available for your use!

Please remember that Pauline's Place is available for use by any members. Check out the calendar and see if you can organize a Sew Day with friends. The facility is available to all members free of charge. Guests are \$10.00 for day.

Bonnie Greason

[bgreason.59@gmail.com](mailto:bgreason.59@gmail.com)

Janet Price

[quiltsnquavers@gmail.com](mailto:quiltsnquavers@gmail.com)

Mary Martha Flood

[mmflood@bmts.com](mailto:mmflood@bmts.com)

Jackie Playter

[playter53@hotmail.com](mailto:playter53@hotmail.com)

## In April of 2027, the Bluewater Quilters Guild will have been around for 40 years!!



I remember the ladies wondering if we would have enough things of interest to last 10 years and here we are coming up to **40 years** and there is still new things to learn in the world of Quilting!

If you would like to help plan this special meeting and a few other events through out 2027, please join us at our first committee meeting Monday, January 28<sup>th</sup> at Pauline's Place at 1:00 p.m.. If you can't make that meeting, but would like to help, please contact Carol Seaman at [mssc@rogers.com](mailto:mssc@rogers.com) .....many hands make light work ....

**Has your email address changed? Moving?....Dropped your landline?** Keep us up-to-date by forwarding any changes to your contact information. Help us keep the membership list up to date.

Send an email and let us know [bluewaterquilters@gmail.com](mailto:bluewaterquilters@gmail.com)



## Spotlight on Jackie Playter ....by Ellen Crymble



The first time I walked into the fabric room at Pauline's Place and saw the fabric now all measured, sorted by colour and/or theme and neatly stacked into the same size little packages I just froze on the spot. Who was the Fairy Godmother that came in and waved her magic wand and made this happen for all of us? The answer from the Community Quilt members was "Jackie Playter" did that. Wow. I wanted to get to know this person.

Jackie joined the Guild in 2018 and by 2022 she had served on the Program Committee, certainly a challenge during Covid. When a member of the Community Quilts team moved away she offered to help out. For the past 3 years she has been helping with the Beginner Quilting classes and loves it.

Sewing has long been a part of Jackie's life right from her Brownie and Girl Guide days of making the dreaded apron (which she still has) to watching her Mom sew clothing for the family.

Initially Jackie followed her Mom's lead and started sewing clothing but then she took a quilting class at Karen's Country Fabrics. She was immediately hooked on quilting. It started innocently enough with a table runner and then it took off from there. She did lots of on-line learning, took more classes which really helped get her through Covid and once she joined the Guild she got help from other members.

One aspect of quilting she has not tried yet is appliqué but she is "preparing" by gathering a pattern and fabric for the quilt. She will try it soon. Jackie loves scrappy quilts which likely comes from dealing with all the scrappy donations to Pauline's Place. If you have a desire to make a quilt for Community Quilts and have trouble putting fabric collections together Jackie is more than willing to help. She has a great sense of colour and likely knows every piece of fabric stored at Pauline's Place.

Jackie encourages new quilters and new members to become involved in the Guild. Sign up for a workshop, class, outing, or join an interest group. You get far more enjoyment out of the Guild and get to meet lots of new people. One piece of advice she has for new quilters is to get into the habit early of cutting your pieces precisely and sewing a true or scant 1/4 inch seam when sewing your pieces together. Press each block as you make it and trim each block as you go. This will ensure your quilt block is the correct size. It also saves a lot of tears later.

Thank you Jackie for sorting our fabric storage room. We promise not to stuff any fabric we are not taking home back onto the shelf. We promise to put it back in the basket so you can do that folding for us. Jackie will show you the technique for turning your bunched up fabric into a precise package so you can do it in your own home. Thanks Jackie. We are lucky to have you as a member of the Guild.

### Fall Fair Quilt Show Committee -2026 edition

Organizational meeting will be held **on Thursday, January 22<sup>nd</sup>, 2026 at Pauline's Place at 2:15 p.m.** If you are interested in helping plan and set up for the 2026 Quilt show, please attend. We want to get our ideas talked over, committees set up and get working on our presentation.

- Questions? – see Ruth Gole 519-376-0551 or Carol Seaman 519-371-4787 at the next meeting or call

### 2026 is Coming Fast

Please give some thought to helping our Guild by working on the Executive. Both new and long-time members who have are welcome. ***If you want to meet new people with like-minded interests, this is the way! You will be SEW rewarded, and our Guild will continue on another year!***



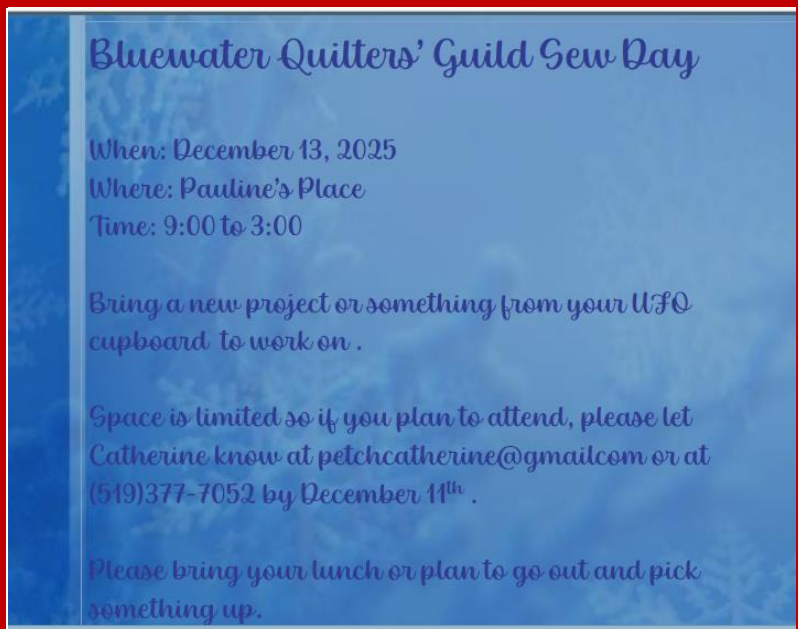
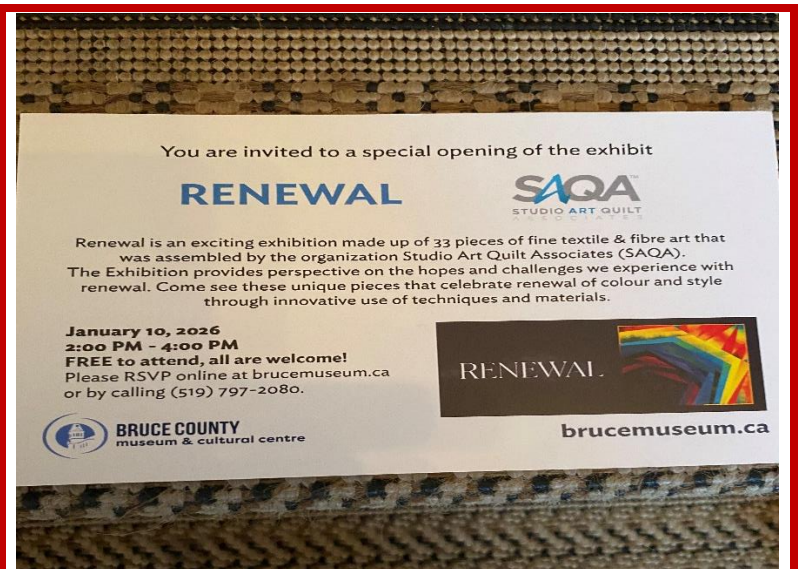
Mother's Fabric

The little store with the big heart

Wendy Stewart  
519-534-4004  
mothersfabric@gmail.com

44 Cardinal Ave. Oliphant  
By Appt – Thurs, Fri, Sat

BQG Executive 2025-2026		
President	Sharon Fletcher	sfletcher241@gmail.com
Past Pres	Connie Morris	conmorris55@gmail.com
V President	Colleen Hunter	colleenhunter9@gmail.com
Secretary	Rebecca Raynsford	rebeccaraynsford@gmail.com
Treasurer	Bonnie Roberts	bonrobquilt@outlook.com
Program	Marion Brown	bmarion1011@gmail.com
	Marie Gagnon	manngagnon@gmail.com
	Joan Stephenson	bjstephenson@rogers.com
	VACANT	
Workshops	Kathie Hughes	kathieannhughes@gmail.com
	Lois Toneguzzo	lois.toneguzzo@gmail.com
Newsletter	Denise Edwards	denise.edwards7@gmail.com
	Nancy Lajoie	lnlaj@eastlink.ca
	Joanne Bell	msjoey@yahoo.com
	Joanne Miller	jmillierquilt@gmail.com
Membership	Ruth Anne Kuhl	kuhlkim@gbtel.ca
	Sharon Hayes	sharon.hayes@rogers.com
Library	Kathie Hughes	kathieannhughes@gmail.com
Publicity	Martha Chown	mchown17@gmail.com
Community Quilts	Janet Price	quiltsnquavers@gmail.com
	Bonnie Greason	bgreason.59@gmail.com
	Jackie Playter	playter53@gmail.com
	Mary Martha Flood	mmflood@bmts.com
Social	Ruth Gole	ruthlgole@gmail.com
	Jackie Playter	playter53@hotmail.com
Website	JoAnne Dewhurst	dewsew5050@gmail.com
	Marianne Gilmore	mgilmore56@hotmail.com
	Kathie Hughes	kathieannhughes@gmail.com
	Martha Chown	mchown17@gmail.com
Facebook	JoAnne Dewhurst	dewsew5050@gmail.com
Zoom Coordinators	Michelle McCutcheon	northstar81@msn.com
	Tracey Ward	traceyward1430@gmail.com
Quilt Show Chairs	Carol Seaman	mssc@rogers.com
	Ruth Gole	ruthlgole@gmail.com



**PLEASE NOTE –DO NOT HIT “REPLY” to Blast Emails sent to you from the Guild Gmail address. Contact details for the person involved is given in the email. PLEASE REPLY TO THAT PERSON if you want an answer to a question or to register for a workshop etc....The Guild email box is NOT checked every day.**

### Need Quick Some Christmas Ideas

- **Easy Peasy Creative** - Quilted Christmas Tree and other items
  - <https://theseamanmom.com/quilted-christmas-tree/>
- **Sew Kate Sew** – Lots of free patterns for large and small items especially for children
  - <https://seekatesew.com/>
- **Shabby Fabrics** - Free Christmas Patterns and Video Tutorials -
  - Tree skirts, pillows, wall hangings, no-sew ornaments, folded star hot pads, Christmas table runners, place mats
  - <https://www.shabbyfabrics.com>
- **Sew Can She** – crafty little things, sewing patterns from aprons to bags, for all skill levels
  - <https://sewcanshe.com/free-sewing-patterns/>





## Christmas Napkins from Maria



The napkins are fat quarter friendly. Cut 2 half circles 8" by 17.5" out of two fabrics, Sew right sides together and leave a hole for turning. Stitch around edge. Fold from left to right like fan and press. Sew a line in the ironed creases so you know where the creases are.

- Youtube tutorial available at Jordan Fabrics

## Oven Mitts from Marilyn

Take 2 fat quarters, batting and insulated batting. Quilt as needed and then cut out 8" circles, and the pockets. The pockets can either be scalloped or straight. Binding is cut on the bias in order to go around the circle. Bind the pocket first and then layer the pocket over the circle and sew. Add binding and you're done. Make a tab to hang your potholder.




## Ten Minute Table Runner

10-12" of 'theme' print, WOF (width of fabric)

18" of a coordinating print, WOF (width of fabric)

- Cut fabric to size.
- Place right sides together. Stitch long (crosswise grain) edges  $\frac{1}{4}$ " seam.
- Press seam away from center fabric.
- Turn. You now have a long tube.
- Lay flat on ironing board and press so that the theme print is bordered evenly on long sides with the coordinating print.
- Trim short ends even.
- Fold fabric in half lengthwise with theme print out (coordinating print facing). Stitch  $\frac{1}{4}$ " seam on both short ends.
- Press seams open.
- Turn seams inside to form a point; press.
- Top stitch edge or add a decorative button, or tassel at the edge of the short seam to secure short seam to secure in place, or top stitch edge to keep fabric secure.



## By the Yard™

by Jen Lopez



www.bytheyardcomics.com

© 2019 Jen Lopez



*Sewing up my scraps is like trying to remove sand from the beach with a teaspoon*

